



2024 annual report to the Community

Riverton Primary School

Riverton Primary School number: 383

Partnership: Lower Mid North



School principal:

Melissa Claridge

A handwritten signature in black ink, appearing to read "Melissa Claridge".

Date of endorsement:

26/02/2025



Government
of South Australia
Department for Education

Context Statement

Riverton Primary School caters for students from R-6. At the time of this report, the enrolment in 2024 is 96. Riverton Primary School is classified as Category 4 on the Department for Education Index of Educational Disadvantage. At the time of this report, the school population includes 10% Aboriginal students, 5% students with disabilities, 1% students with English as an additional language or dialect (EALD) funded background, 1% children/young people in care. Further information about the school is available on the school's website (including its context statement), as well as the My School website.

Data Source: Department for Education data holdings from Mid census captured in AUGUST 2024.

Governing Council Report

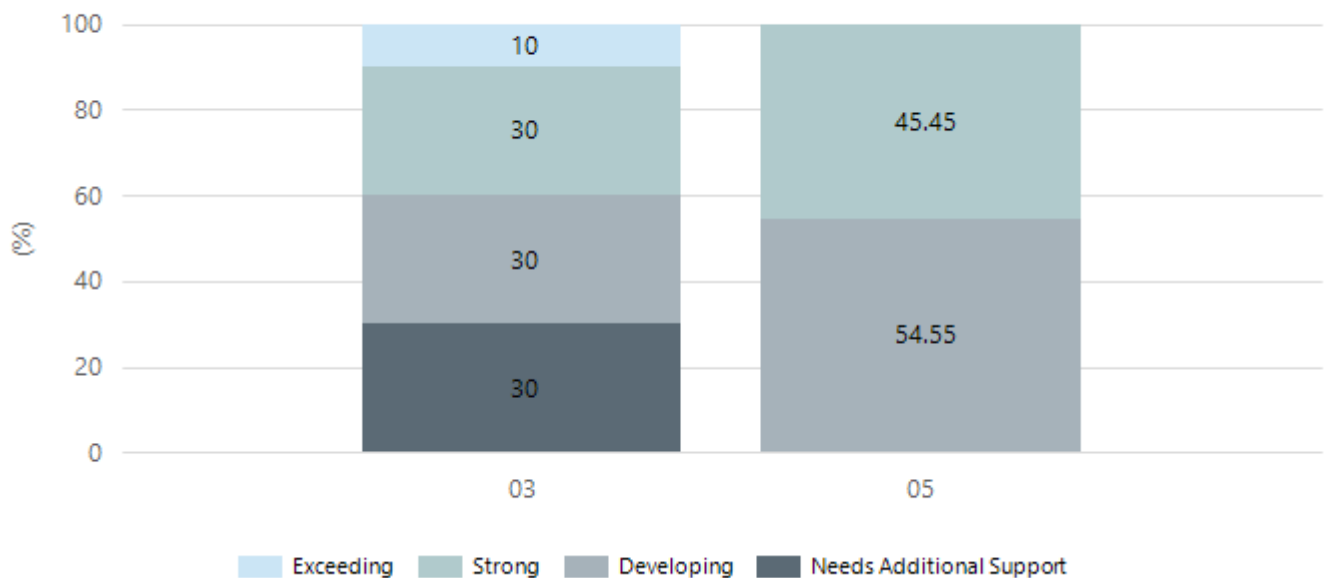
2024 was a busy with major improvements in the school yard. Although the children were disappointed with put a hold on the Nature Play area. The new basketball court surfaces were greatly received by all students. Thank you to our ground's person, he does a fantastic job maintaining the yards and adding colour, the sunflowers were enjoyed and made many children smile. It has been wonderful to see many students engaging in the various clubs that operate across the school, thank you to the staff for supporting this and helping our children grow. Congratulations to all the students who participated in SAPSASA this year, it was lovely to see such great sportsmanship and team building. Thank you to the P&F for their continue commitment support the school this does not go unnoticed. Thank you, Governing Council members, for your dedication and passion to keep Riverton Primary School growing for our current and future students.

Performance Summary

NAPLAN Proficiency

In 2023 the Australian Curriculum, Assessment and Reporting Authority (ACARA) - a Commonwealth Independent statutory authority - announced changes to NAPLAN performance reporting. The new approach replaces the previous numerical NAPLAN bands and the national minimum standard.

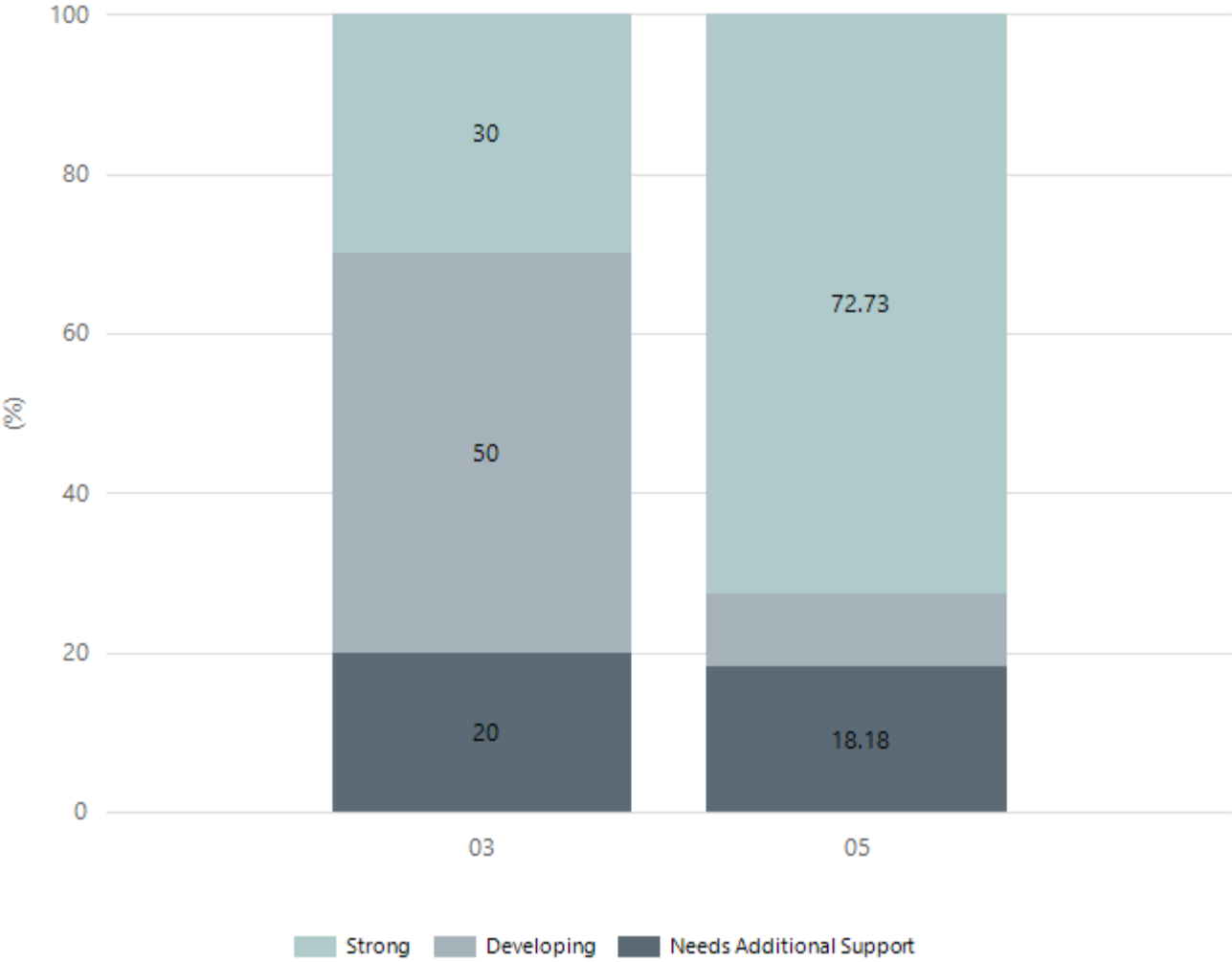
Numeracy



Year Level	03	05
Exceeding	1	
Strong	3	5
Developing	3	6
Needs Additional Support	3	
Total	10	11

Data Source: Department for Education Assessment Data Holdings, 2024. If there are less than 6 students who sat NAPLAN in a school, no information will be shown. If a year level has less than 6 students, that year level will not be shown in NAPLAN results.

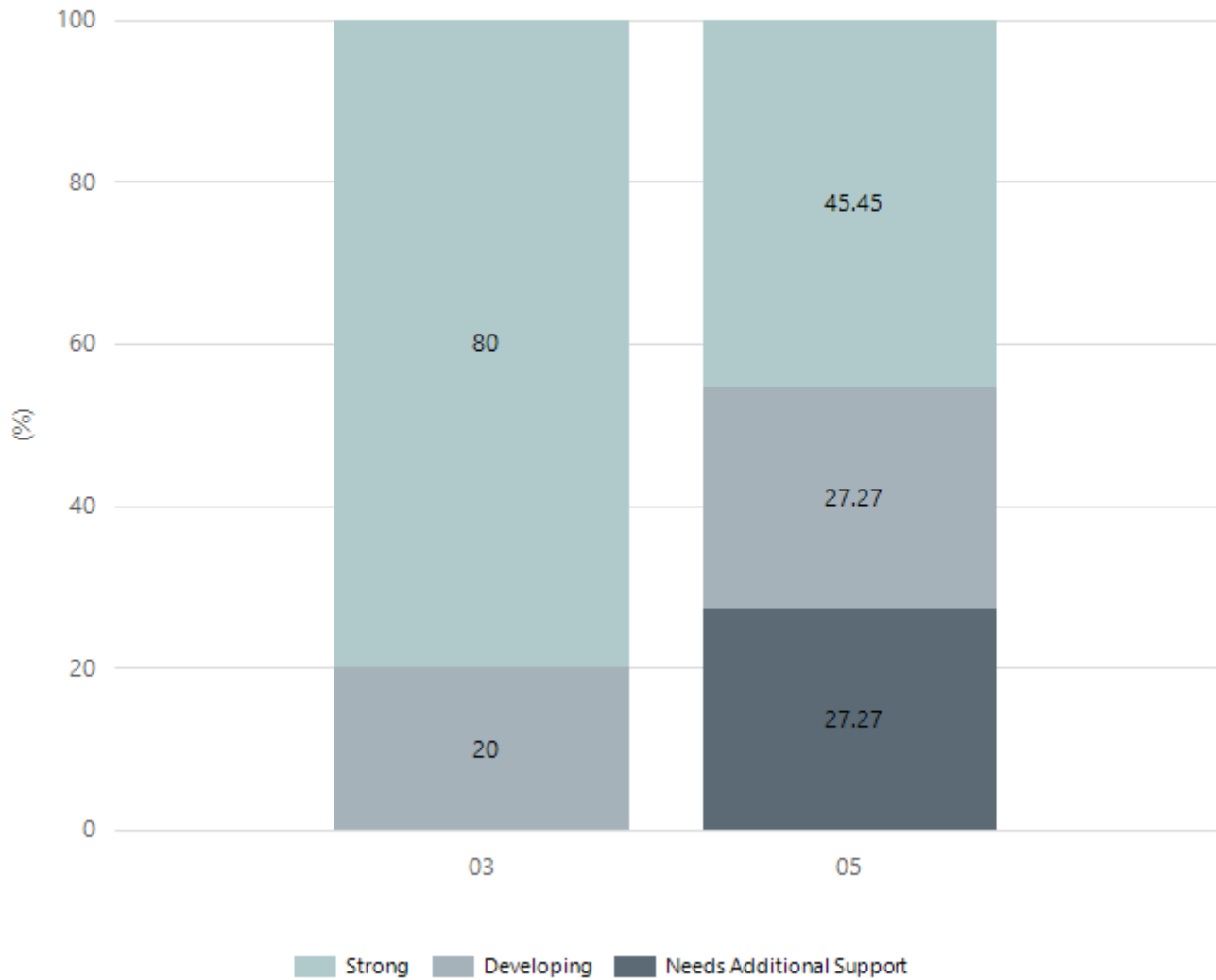
Reading



Year Level	03	05
Strong	3	8
Developing	5	1
Needs Additional Support	2	2
Total	10	11

Data Source: Department for Education Assessment Data Holdings, 2024. If there are less than 6 students who sat NAPLAN in a school, no information will be shown. If a year level has less than 6 students, that year level will not be shown in NAPLAN results.

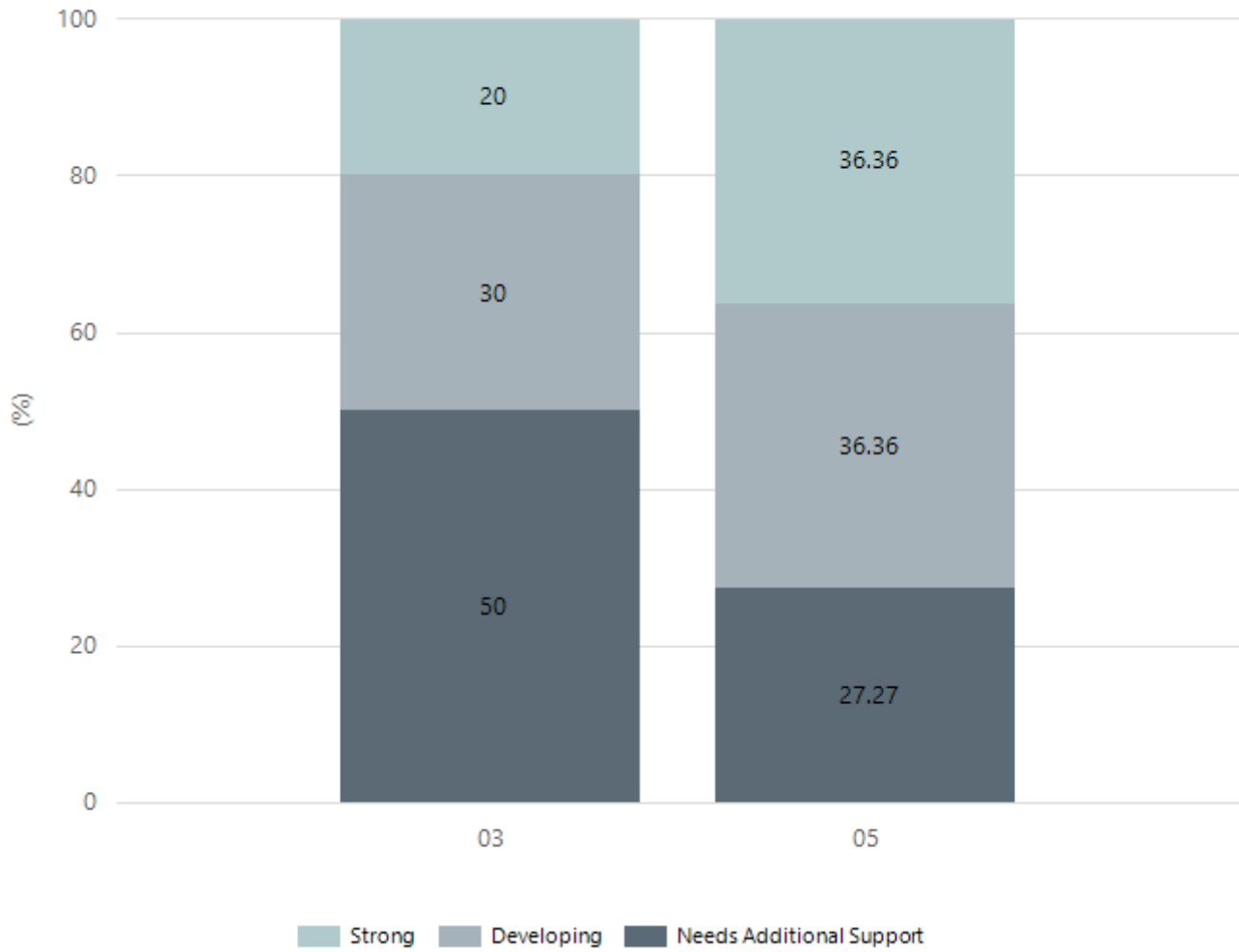
Writing



Year Level	03	05
Strong	8	5
Developing	2	3
Needs Additional Support		3
Total	10	11

Data Source: Department for Education Assessment Data Holdings, 2024. If there are less than 6 students who sat NAPLAN in a school, no information will be shown. If a year level has less than 6 students, that year level will not be shown in NAPLAN results.

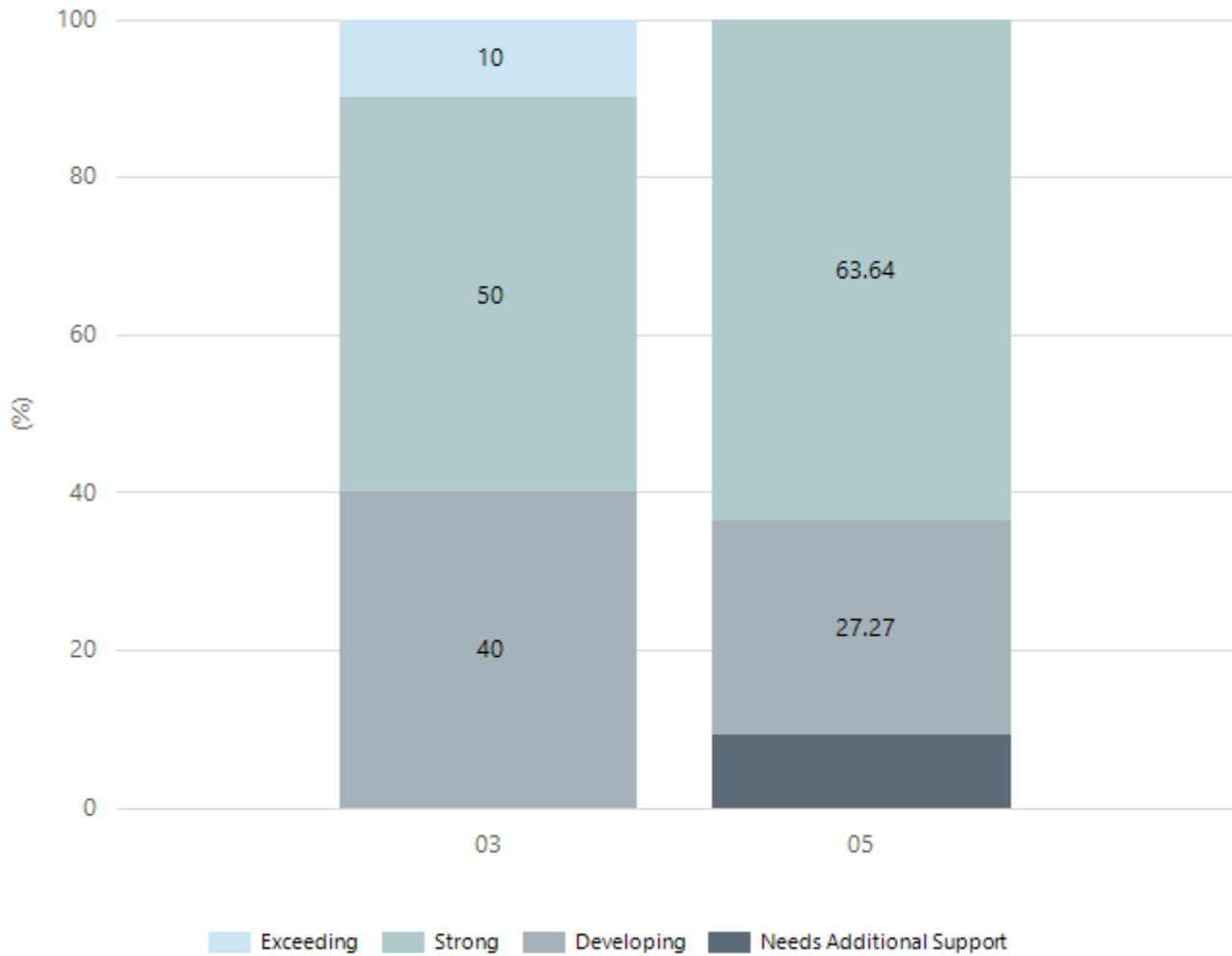
Grammar



Year Level	03	05
Strong	2	4
Developing	3	4
Needs Additional Support	5	3
Total	10	11

Data Source: Department for Education Assessment Data Holdings, 2024. If there are less than 6 students who sat NAPLAN in a school, no information will be shown. If a year level has less than 6 students, that year level will not be shown in NAPLAN results.

Spelling



Year Level	03	05
Exceeding	1	
Strong	5	7
Developing	4	3
Needs Additional Support		1
Total	10	11

Data Source: Department for Education Assessment Data Holdings, 2024. If there are less than 6 students who sat NAPLAN in a school, no information will be shown. If a year level has less than 6 students, that year level will not be shown in NAPLAN results.

School Attendance

Year Level	2022	2023	2024
Reception	86.0%	90.0%	91.2%
Year 01	87.9%	89.2%	88.8%
Year 02	78.0%	87.5%	81.8%
Year 03	81.2%	84.8%	83.0%
Year 04	87.4%	86.0%	89.5%
Year 05	86.9%	88.3%	81.1%
Year 06	88.0%	83.9%	77.9%
Total	85.8%	86.9%	84.1%

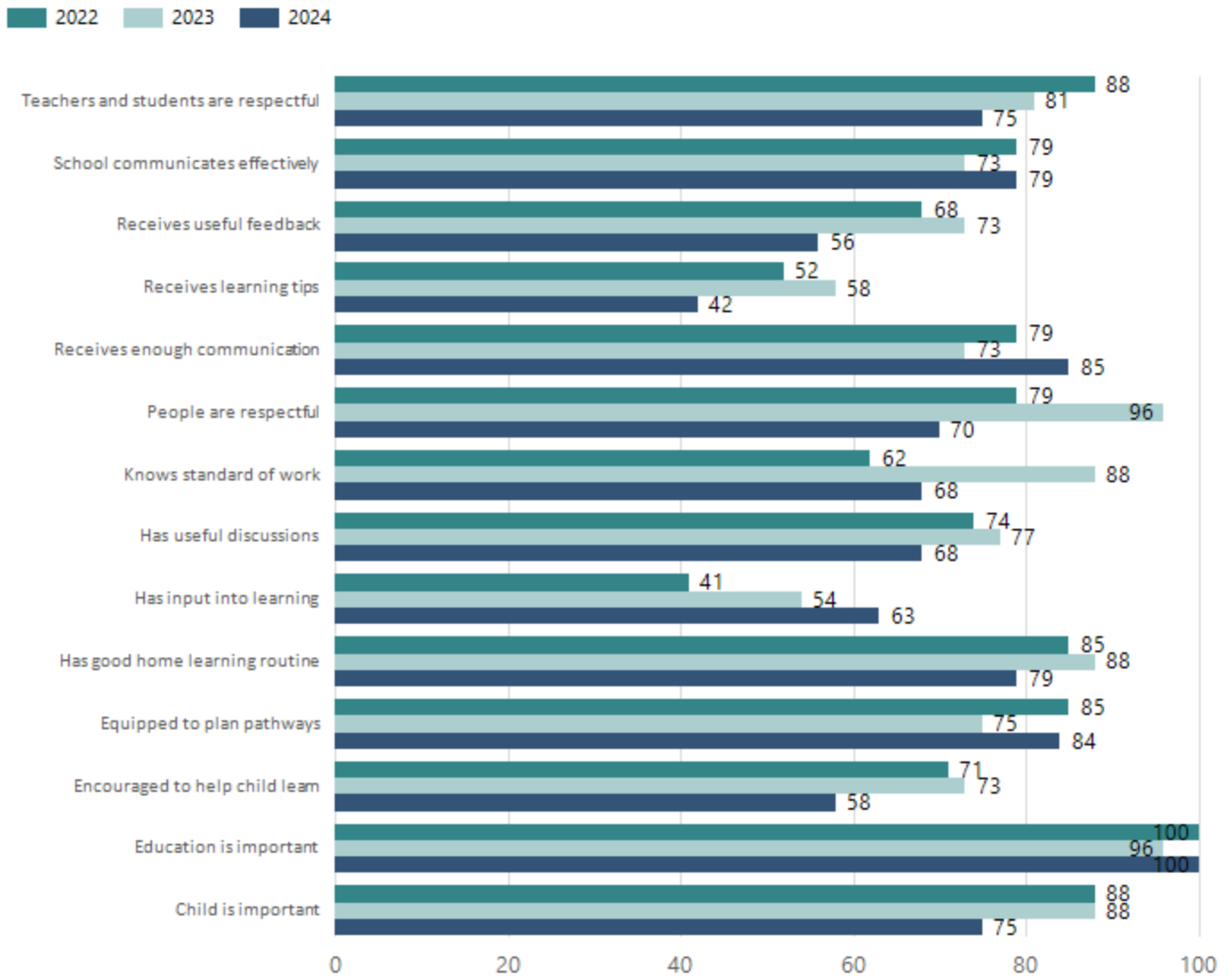
Data Source: Department for Education Attendance Data, Semester 1 Report 2024. A blank cell indicates there were no students enrolled. 'Primary Other' includes students enrolled in specialised education options. 'Secondary Other' includes students who have already spent a year at Year 12 and elected to undertake further study at Year 12.

Attendance Comment

In South Australia, all children and young people must be in school from 6 years to 16 years old. They must attend a government or non-government school full time. From age 16 to 17 however, young people must attend school or an approved learning program (such as an apprenticeship, traineeship, accredited course or university). Schools and parents must encourage and support students to come to school every day. Parents and caregivers must make sure their child is enrolled in a school, and attends school all day and everyday it is open, unless a child is sick or has an approved exemption. Teachers and leaders actively follow up when a student misses school, including recording all absences and non-attendance. All schools in South Australia have local attendance procedures governed under the Education and Children's Services Regulations 2020.

School Parent Opinion Survey Results

Proportion of agree/strongly agree response(%)



Data Source: 2024 Department for Education Parent Opinions Survey, Term 3 2024.

Intended Destination

Leave Reason	Number	%
NG - ATTENDING NON-GOV SCHOOL IN SA	1	20.0%
TG - TRANSFERRED TO SA GOVERNMENT SCHOOL	4	80.0%

Data Source: Department for Education Destination Data Report, 2024. Data extract term 3 2024. Data shows recorded destinations for students that left the school in the previous year. Data is uploaded by schools in term 3 and may not reflect final or total figures at time of report creation.

Highest Qualifications held by the teaching workforce and workforce composition

All teachers at this school are qualified and registered with the SA Teachers Registration Board.

Qualification Level	Number of Qualifications
Bachelor's degrees or Diplomas	5
Postgraduate Qualifications	1

Data Source: Data extracted from Mandatory Workforce Information Collections as on the last pay date of June 2024. As self-reported by staff in the system.

Please note: Data includes staff who are Actively employed and on extended paid leave. Please note only the highest qualification of the Teaching staff is reported. Excludes any number of other certifications earned.

Workforce composition including indigenous staff

	Teaching Staff		Non-Teaching Staff	
	Indigenous	Non-Indigenous	Indigenous	Non-Indigenous
Full-Time Equivalents	0.0	5.9	0.0	4.3
Persons	0.0	6.0	0.0	6.0

Data Source: Data extracted from Mandatory Workforce Information Collection as on the last pay date of June 2024.

Please note: Data includes staff who are actively employed and on extended paid leave. "Indigenous category" is self-reported by staff in the system.

Financial Statement

Funding Source	Amount
Grants: State	1,365,272
Grants: Commonwealth	2250
Parent Contributions	27021
Fund Raising	9308
Other	9593

Data Source: School supplied data.